






## Top 5 states by 90+ days delinquent percentage

	90+ delinquency % 2000-current	December 2023	Year-over-year change	● Peak	● Date of peak	● Low	● Date of low
Mississippi		2.19%	-16.42%	10.43%	Dec-05	1.09%	May-00
Louisiana		1.97%	-12.18%	13.54%	Dec-05	1.09%	May-00
Alabama		1.51%	-16.82%	5.64%	Jan-10	1.42%	Mar-00
Arkansas		1.35%	-21.26%	5.09%	Feb-21	0.80%	Mar-00
Georgia		1.24%	-12.52%	7.15%	Jan-10	1.12%	Apr-00