






Bottom 5 states by non-current percentage

	Non-curr % 2000-current	September 2023	Year-over-year change	● Peak	● Date of peak	● Low	● Date of low
California		2.15%	3.73%	16.09%	Feb-10	1.53%	Dec-04
Idaho		2.13%	16.65%	10.55%	Jan-10	1.76%	May-22
Montana		2.05%	-1.47%	7.59%	Feb-10	1.95%	Mar-23
Washington		2.01%	7.00%	9.68%	Jan-12	1.83%	Mar-23
Colorado		1.95%	5.63%	8.64%	Feb-10	1.80%	Mar-23