






BOTTOM 5 STATES BY NON-CURRENT PERCENTAGE

	Non-Curr % 2005-Current	Mar-23	Y/Y Change	● Peak	● Date of Peak	● Low	● Date of Low
California		2.03%	-11.26%	16.09%	Feb-10	1.53%	Dec-04
Montana		1.95%	-12.24%	7.59%	Feb-10	1.95%	Mar-23
Idaho		1.86%	-0.60%	10.55%	Jan-10	1.76%	May-22
Washington		1.83%	-14.13%	9.68%	Jan-12	1.83%	Mar-23
Colorado		1.80%	-9.73%	8.64%	Feb-10	1.80%	Mar-23