






TOP 5 STATES BY 12-MONTH CHANGE IN NON-CURRENT PERCENTAGE

	Non-Curr % 2005-Current	Change in Non-Curr %	Apr-23	● Peak	● Date of Peak	● Low	● Date of Low
Alaska		-17.61%	3.26%	9.66%	May-20	2.22%	Oct-03
Vermont		-14.42%	3.18%	9.63%	Dec-12	2.24%	Apr-04
Connecticut		-10.33%	3.95%	12.79%	Feb-10	2.80%	Mar-04
Hawaii		-9.21%	2.64%	14.37%	Jul-03	1.38%	Mar-06
New York		-8.46%	4.49%	13.98%	Dec-12	3.73%	Mar-06