






BOTTOM 5 STATES BY 12-MONTH CHANGE IN NON-CURRENT PERCENTAGE

	Non-Curr % 2005-Current	Change in Non-Curr %	Jan-23	● Peak	● Date of Peak	● Low	● Date of Low
South Dakota		-2.22%	2.82%	5.49%	Feb-10	1.71%	Mar-00
Michigan		-4.37%	3.95%	15.77%	Jan-10	3.24%	Mar-00
Iowa		-5.34%	4.13%	9.23%	Jan-10	2.73%	Mar-00
Missouri		-5.35%	4.13%	11.73%	Jan-10	3.77%	Apr-22
Mississippi		-5.45%	8.04%	23.63%	Oct-05	5.24%	Mar-00