






### TOP 5 STATES BY 12-MONTH CHANGE IN NON-CURRENT PERCENTAGE

	Non-Curr % 2005-Current	Change in Non-Curr %	Jan-23	● Peak	● Date of Peak	● Low	● Date of Low
Alaska		-29.59%	3.12%	9.66%	May-20	2.22%	Oct-03
District of Columbia		-23.63%	2.90%	10.27%	Feb-10	2.13%	Mar-04
Hawaii		-23.49%	2.63%	14.37%	Jul-03	1.38%	Mar-06
Connecticut		-21.56%	4.11%	12.79%	Feb-10	2.80%	Mar-04
Washington		-21.09%	1.99%	9.68%	Jan-12	1.88%	Sep-22