






### BOTTOM 5 STATES BY NON-CURRENT PERCENTAGE

	Non-Curr % 2005-Current	Jan-23	Y/Y Change	● Peak	● Date of Peak	● Low	● Date of Low
California		2.18%	-15.88%	16.09%	Feb-10	1.53%	Dec-04
Montana		2.18%	-17.76%	7.59%	Feb-10	2.08%	Sep-22
Idaho		2.00%	-7.36%	10.55%	Jan-10	1.76%	May-22
Colorado		2.00%	-14.02%	8.64%	Feb-10	1.84%	Sep-22
Washington		1.99%	-21.09%	9.68%	Jan-12	1.88%	Sep-22