






Bottom 5 States by 6-Month Change in Non-Current Percentage

	Non-Curr % 2005-Current	Change in Non-Curr %	Nov-22	● Peak	● Date of Peak	● Low	● Date of Low
Florida		24.63%	4.01%	25.35%	Jan-10	3.21%	Aug-22
Arizona		21.03%	2.85%	17.03%	Jan-10	2.07%	Mar-06
Wyoming		16.96%	3.07%	6.96%	Jan-10	2.23%	Mar-06
Iowa		15.97%	3.78%	9.32%	Jan-10	2.98%	Mar-00
South Dakota		15.58%	2.47%	5.52%	Feb-10	1.76%	Mar-00