






Top 5 States by 6-Month Change in Non-Current Percentage

	Non-Curr % 2005-Current	Change in Non-Curr %	Nov-22	● Peak	● Date of Peak	● Low	● Date of Low
Alaska		-20.97%	2.98%	10.27%	Jun-20	2.34%	Oct-03
Hawaii		-8.34%	2.51%	13.04%	Feb-10	1.41%	Mar-06
New York		-6.90%	3.64%	13.88%	Dec-12	3.51%	Oct-22
New Hampshire		1.28%	2.59%	11.02%	Feb-10	2.41%	Mar-05
Maine		3.04%	3.72%	13.24%	Dec-11	3.23%	Mar-06