






Bottom 5 States by 6-Month Change in Non-Current Percentage

	Non-Curr % 2005-Current	Change in Non-Curr %	Jul-22	● Peak	● Date of Peak	● Low	● Date of Low
Iowa		0.66%	3.77%	9.32%	Jan-10	2.98%	Mar-00
Kansas		-1.16%	3.93%	9.88%	Jan-10	3.54%	Mar-22
Oklahoma		-2.75%	4.89%	11.21%	Jan-10	4.45%	May-22
North Dakota		-2.94%	2.75%	5.35%	Jun-20	2.01%	Mar-16
Alaska		-3.83%	3.95%	10.27%	Jun-20	2.34%	Oct-03