






Top 5 States by 6-Month Change in Non-Current Percentage

	Non-Curr % 2005-Current	Change in Non-Curr %	Jul-22	● Peak	● Date of Peak	● Low	● Date of Low
Hawaii		-27.37%	2.51%	13.04%	Feb-10	1.41%	Mar-06
Vermont		-18.56%	3.31%	9.55%	Dec-12	2.38%	Apr-04
New York		-18.14%	3.72%	13.88%	Dec-12	3.72%	Jul-22
Nevada		-17.11%	2.91%	23.86%	Feb-10	2.35%	Mar-06
Louisiana		-16.39%	5.75%	30.43%	Oct-05	5.43%	May-22