






Bottom 5 States by 6-Month Change in Non-Current Percentage

	Non-Curr % 2005-Current	Change in Non-Curr %	Jun-22	● Peak	● Date of Peak	● Low	● Date of Low
North Dakota		1.91%	2.81%	5.35%	Jun-20	2.01%	Mar-16
Iowa		-2.50%	3.53%	9.32%	Jan-10	2.98%	Mar-00
Maine		-3.20%	3.70%	13.24%	Dec-11	3.23%	Mar-06
Kansas		-4.71%	3.84%	9.88%	Jan-10	3.54%	Mar-22
Missouri		-5.00%	3.40%	11.64%	Jan-10	3.22%	Apr-22