








### Top 5 States by Non-Current Percentage

	Non-Curr % 2005-Current	Jan-20	Y/Y Change	● Peak	● Date of Peak	● Low	● Date of Low
<b>Mississippi</b>		9.84%	-2.56%	23.24%	Oct-05	5.56%	Mar-00
<b>Louisiana</b>		7.20%	-9.57%	30.43%	Oct-05	5.99%	Mar-00
<b>Alabama</b>		6.26%	-7.29%	14.12%	Jan-10	5.79%	Mar-00
<b>West Virginia</b>		6.10%	-5.01%	14.54%	Jan-10	4.75%	Mar-00
<b>Arkansas</b>		5.79%	-4.28%	12.28%	Sep-12	3.88%	Mar-00