








Bottom 5 States by Non-Current Percentage

	Non-Curr % 2005-Current	Aug-19	Y/Y Change	● Peak	● Date of Peak	● Low	● Date of Low
California		2.02%	-12.45%	15.65%	Feb-10	1.53%	Dec-04
Idaho		2.00%	-8.48%	10.59%	Jan-10	2.00%	Aug-19
Washington		1.92%	-15.89%	9.55%	Jan-12	1.92%	Aug-19
Oregon		1.85%	-8.00%	9.20%	Feb-10	1.85%	Aug-19
Colorado		1.75%	-0.26%	8.54%	Feb-10	1.75%	Aug-19